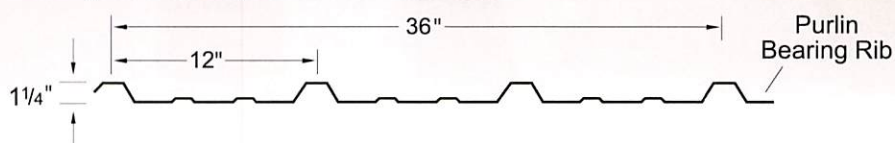


COMMERCIAL METAL ROOFING

SMART SPAN PANEL

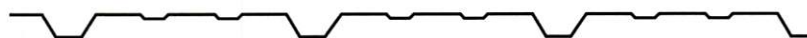
The R-PANEL metal roofing panel is an industry leader in strength and durability. It performs exceptionally well on roof pitches as low as 1:12 and on spans up to 5'. Our 26 gauge steel R-PANEL has been engineered and designed with extra strong ribs (full 1-1/4" high major ribs, 1" wide at the top and over 3" wide at the base) which increases strength, ease of handling and installation, and leak resistance. The popular and versatile R-PANEL features a classic look and is used primarily for commercial, post-frame and steel frame building applications. For roof applications, the R-PANEL provides extra support at the lap. Sealant tape and stitch screws are required for improved leak resistance.



SIDEWALLS

SMART SPAN A-PANEL

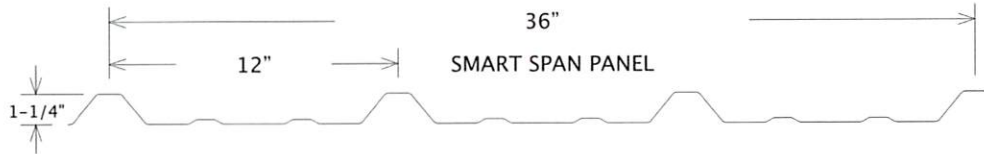

For an architecturally attractive look, try the A-PANEL on your side walls and interior liner. A-PANELS are the same design as R-PANELS but the paint is on the reverse side. The panel is also installed in reverse. The R-PANELS and A-PANELS are all 38" wide and provide 36" of coverage. The major ribs are 12" on center with two oversized minor ribs between each major rib for extra strength.



YODER METAL



www.yodermetal.com
Haven, Kansas | 620-960-5981



SMART SPAN TRIMS 26ga

*SPECIFIED TRIMS AVAILABLE IN 10'4", 12'4", 14'4", 16'4", 18'4" & 20'4"

16" RIDGE CAP 10'4", 12'4" 	CORNER/RAKE* 	EAVE TRIM 10'4" 	TRANSITION/ENDWALL FLASHING 10'4", 12'4" 	
SIDEWALL FLASHING 10'4", 12'4" 	INSIDE CORNER* 	DRIP CAP 10'4" 	DOUBLE ANGLE 10'4" 	SHEET NOTCH BASE 10'4"
J-CHANNEL* 	JAMB TRIM* 	HEADER TRIM* 	RAT GUARD 10'4" 	DOWNSPOUT*
SCULPTURED RAKE* 	SCULPTURED GUTTER* 	SHADOW RAKE* 	SHADOW GUTTER* 	DOOR JAMB COVER*
FORMED RIDGE CAP 36" 	SKYLIGHT PANEL 8', 10', 12', 16' 	CLOSURE STRIPS 	FASTENERS #14 1-1/2" METAL SCREWS #14 1" METAL SCREWS #14 7/8" STITCH SCREWS POP RIVETS 	BUTYL TAPE/CAULK 3/8" TAPE 45' ROLLS